

# COMPENDIUM

design Daniel Rybakken, 2014

**LUCE  
PLAN**

- Type: Suspension
- Lamps: LED 54W 2700 or 3000K CRI 90  
dimmable 0-10V @ 120/277V~  
dimmable trailing edge and leading edge only @ 120V~
- Product use: Indoor
- Materials: Profile in extruded aluminum anodized in various colors.
- Colors: Black, brass, aluminum
- Description: Compendium stands out for the evocative graphic-sculptural impact of their slim silhouette.

Marking: 

Reference code: Structure at 3000K

|       |              |       |          |
|-------|--------------|-------|----------|
| D81B2 | 1D810B020530 | brass | 2.504 lm |
|       | 1D810B020520 | alu   | 2.504 lm |
|       | 1D810B020501 | black | 1.971 lm |

Structure at 2700K

|        |              |       |          |
|--------|--------------|-------|----------|
| D81BW2 | 1D810BW20530 | brass | 2.403 lm |
|        | 1D810BW20520 | alu   | 2.403 lm |
|        | 1D810BW20501 | black | 1.889 lm |

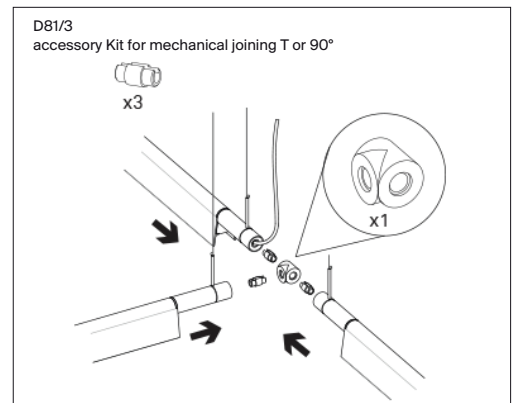
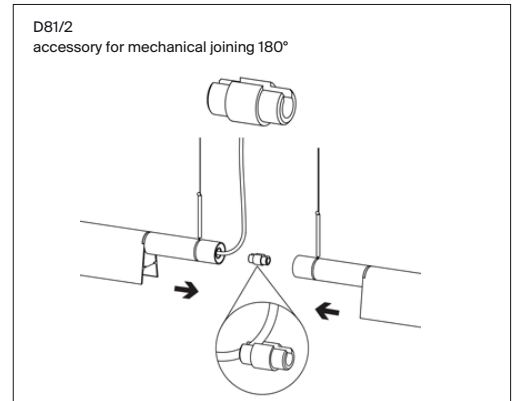
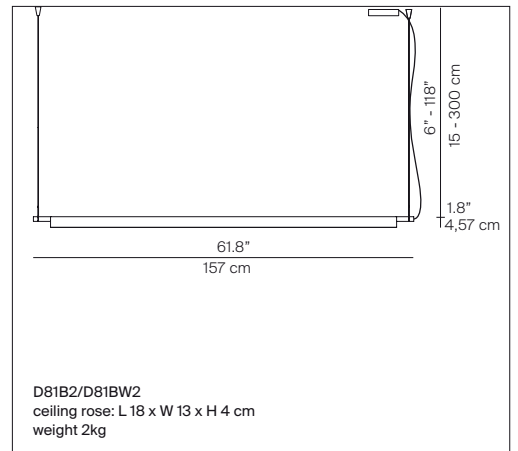
Canopy

D81/7NT 1D81N/7T0500

Accessory

D81/2 1D810/200001

D81/3 1D810/300001 black



(\*) The LED lamps cannot be changed in the luminaire.  
Power consumption by device