



# ANGE CORNER SOFA

## TECHNICAL SPECIFICATIONS

**Norde**

Designed by  
*Norde Design Studio*

INTERIOR STRUCTURE    BEECH WOOD AND ELASTIC COLUMN

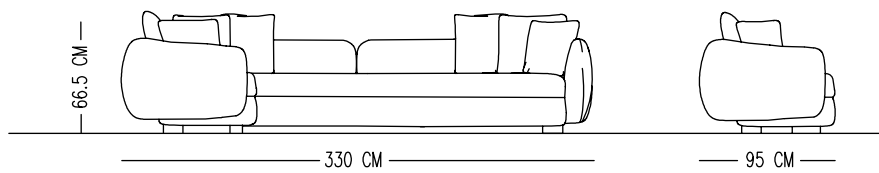
SEAT CUSHION    HR FOAM

BACK    HR FOAM

UPHOLSTERY    TIGHT

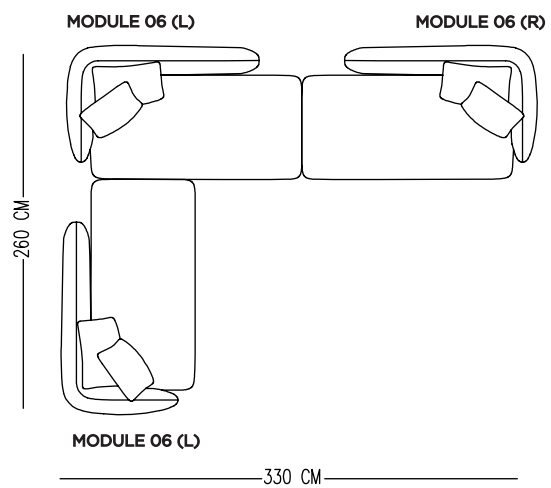
MAINTENANCE    ALL DECORATIVE CUSHIONS ARE GOOSE DOWN AND SILICON MIX, QUANTITY AND DIMENSIONS ARE AS PER TECHNICAL DRAWINGS. STANDART WITH 3 CUSHIONS 55\*55, 3 CUSHIONS 45\*45.

We recommend shaking and fluffing-up the cushions regularly to maintain the shape. This should be done after removing the cushions from the structure for improved air circulation. For maintenance of fabric and leather, please contact your retailer.



## STANDARDS

CORNER SOFA - 330 CM



## MODULES

MODULE 03 (L-R)

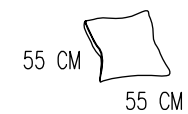
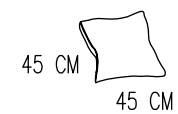
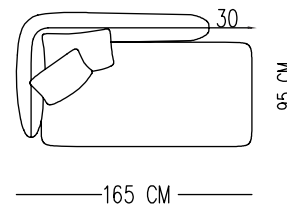
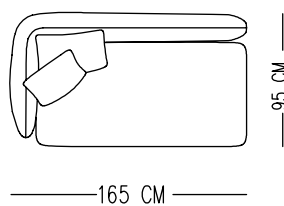
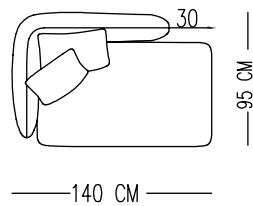
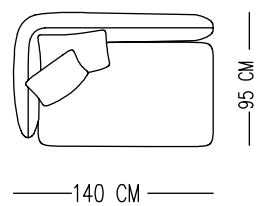
MODULE 04 (L-R)

MODULE 05 (L-R)

MODULE 06 (L-R)

CUSHION 01

CUSHION 02



Catalog product-fabric

N-+A11/Boucle  
 53323

Catalog product-Legs

Black Painted Metal

Alternative fabric  
 Linen, Linen teddy, Suede and Boucle