



ITALS

Norde

TECHNICAL SPECIFICATIONS

STRUCTURE INTERIOR FRAME BEECH CONTRA, STEEL AND ELASTIC COLUMN

STRUCTURE PADDING 35 DNS SOFT FOAM

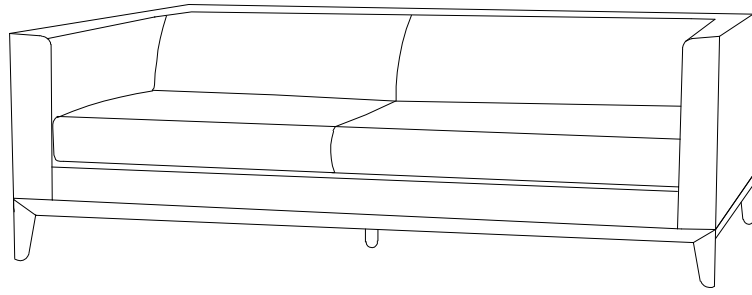
SEAT CUSHION GOOSE DOWN AND SILICON MIX

BACK BACK CUSHION 100% DOWN/FEATHERS

COVER LOOSE

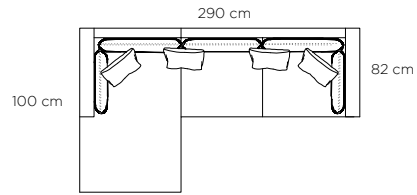
LEGS BLACK WOOD

MAINTENANCE We recommend shaking and fluffing-up the cushions regularly to maintain the shape. This should be done after removing the cushions from the structure for improved air circulation. For maintenance of fabric and leather, please contact your retailer.

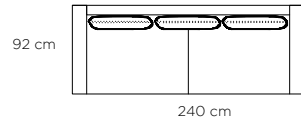


Norde

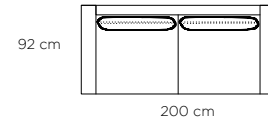
MODULE 01



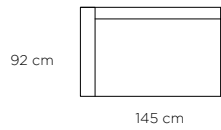
MODULE 02



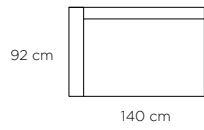
MODULE 03



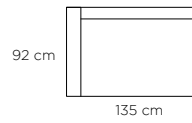
THIN ARM MODULE 01



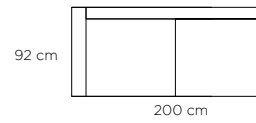
THIN ARM MODULE 02



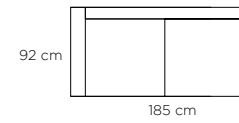
THIN ARM MODULE 03



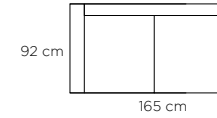
THIN ARM MODULE 04



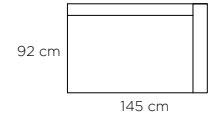
THIN ARM MODULE 05



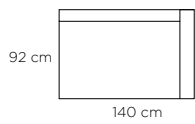
THIN ARM MODULE 06



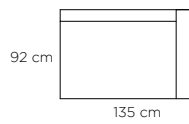
THIN ARM MODULE 07



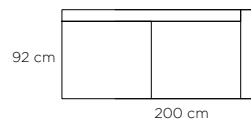
THIN ARM MODULE 08



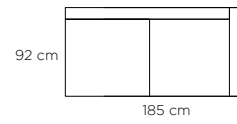
THIN ARM MODULE 09



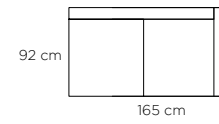
THIN ARM MODULE 10



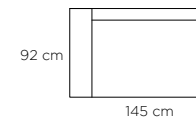
THIN ARM MODULE 11



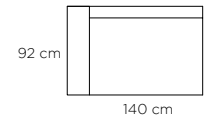
THIN ARM MODULE 12



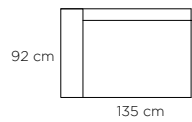
THICK SLEEVE MODULE 01



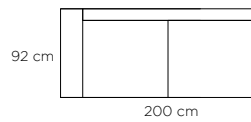
THICK SLEEVE MODULE 02



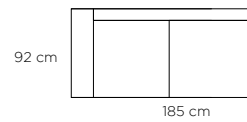
THICK SLEEVE MODULE 03

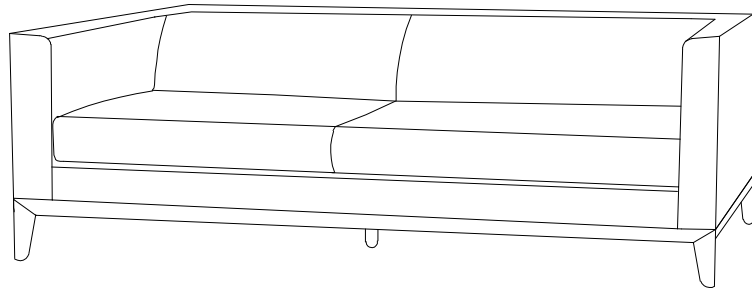


THICK SLEEVE MODULE 04



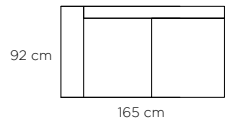
THICK SLEEVE MODULE 05



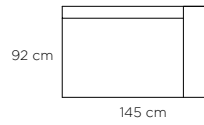


Norde

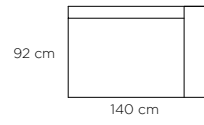
THICK SLEEVE MODULE 06



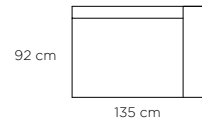
THICK SLEEVE MODULE 07



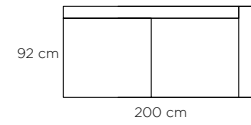
THICK SLEEVE MODULE 08



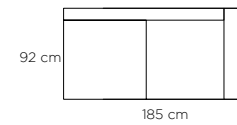
THICK SLEEVE MODULE 09



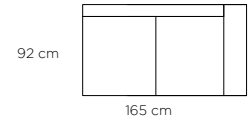
THICK SLEEVE MODULE 10



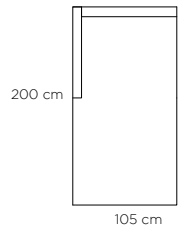
THICK SLEEVE MODULE 11



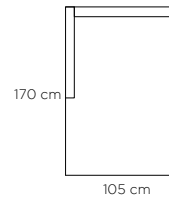
THICK SLEEVE MODULE 12



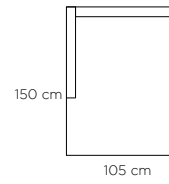
CORNER MODULE 01



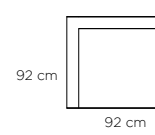
CORNER MODULE 02



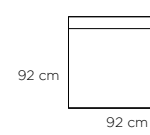
CORNER MODULE 03



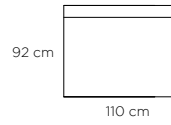
CORNER MODULE 04



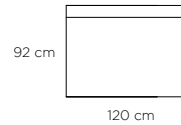
CORNER MODULE 05



CORNER MODULE 06



CORNER MODULE 07



CUSHION



CUSHION

