



PORTO CORNER SOFA

TECHNICAL SPECIFICATIONS

Norde

Designed by
Norde Design Studio

INTERIOR STRUCTURE BEECH HARDWOOD FRAME AND ELASTIC COLUMN


SEAT CUSHION HR FOAM

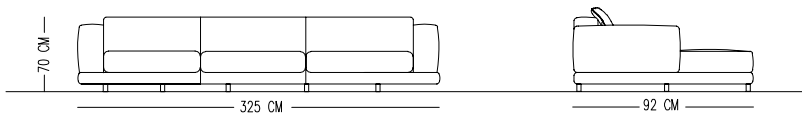
BACK HR FOAM

UPHOLSTERY TIGHT

MAINTENANCE ALL DECORATIVE CUSHIONS ARE GOOSE DOWN AND SILICON MIX, QUANTITY AND DIMENSIONS ARE AS PER TECHNICAL DRAWINGS. STANDART WITH 4 CUSHIONS 60*60

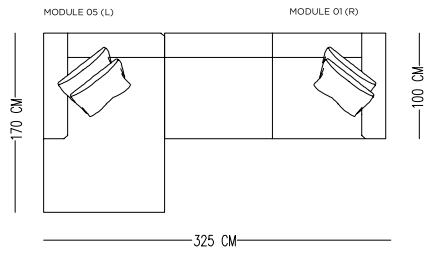
We recommend shaking and fluffing-up the cushions regularly to maintain the shape. This should be done after removing the cushions from the structure for improved air circulation. For maintenance of fabric and leather, please contact your retailer.





STANDARDS

CORNER SOFA - 325 CM



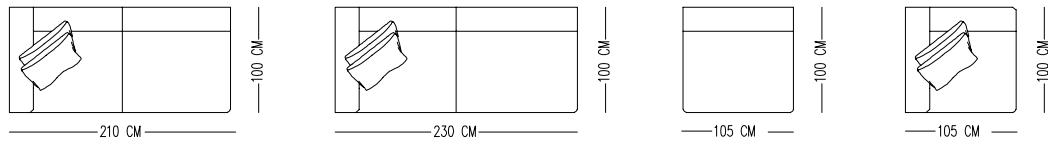
MODULES

MODULE 01 (L-R)

MODULE 02 (L-R)

MODULE 03

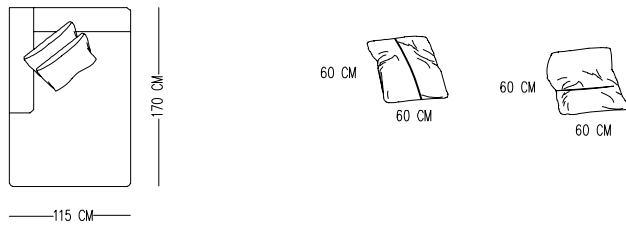
MODULE 04 (L-R)



MODULE 05 (L-R)

CUSHION 01

CUSHION 02



Catalog product-fabric

N-B39/Linen



2134

Alternative fabric
Linen and Boucle

Catalog product-Legs

Black Painted Metal



Fabric Matrix



Material Catalogue

