



PORTO SOFA

Norde

TECHNICAL SPECIFICATIONS

Designed by
Norde Design Studio

INTERIOR STRUCTURE FRAME BEECH CONTRA AND ELASTIC COLUMN


SEAT CUSHION HR FOAM

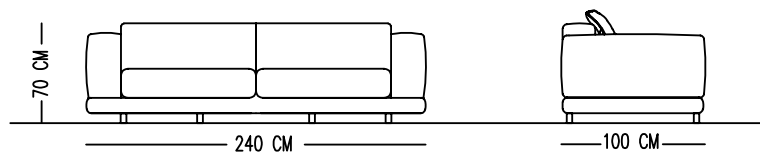
BACK HR FOAM

UPHOLSTERY TIGHT

MAINTENANCE ALL DECORATIVE CUSHIONS ARE GOOSE DOWN AND SILICON MIX, QUANTITY AND DIMENSIONS ARE AS PER TECHNICAL DRAWINGS. STANDART WITH 4 CUSHIONS 50*50, 5 CUSHIONS 50*70

We recommend shaking and fluffing-up the cushions regularly to maintain the shape. This should be done after removing the cushions from the structure for improved air circulation. For maintenance of fabric and leather, please contact your retailer.





STANDARDS

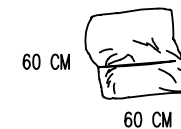
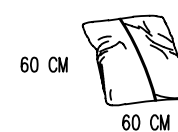
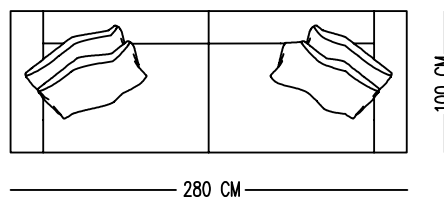
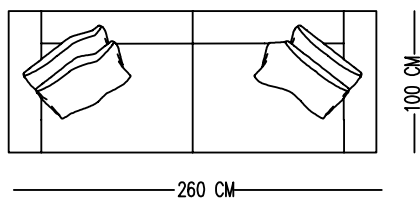
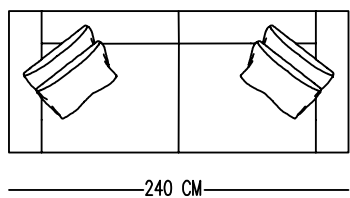
SOFA - 240 CM

SOFA - 260 CM

SOFA - 280 CM

CUSHION 01

CUSHION 02



Catalog product-fabric

N-B33/Linen



09

Alternative fabric
Linen and Boucle

Catalog product-Legs

Wood wenge varnish



Fabric Matrix



Material Catalogue

